



Planetary Mixers Planetary Mixer, 20 Lt - Table Model

ITEM # _____

MODEL # _____

NAME # _____

SIS # _____

AIA # _____



600144 (DXBM20BT)

20 Lt planetary mixer, bowl detection device and SOLID BPA free safety screen, with mechanical speed variation. Table top model. Equipped with spiral hook, paddle and whisk

600145 (DXBM20BT3)

20 Lt planetary mixer, bowl detection device and SOLID BPA free safety screen, with mechanical speed variation. Table top model. Equipped with spiral hook, paddle and whisk

Short Form Specification

Item No. _____

Table top model, suitable for all kneading, blending and whipping operations. Body in non-corrosive material with 20 litre 18/8 (AISI 302) stainless steel bowl. Powerful asynchronous motor (750 W) with mechanical speed variator (8 speed levels from 35 to 180 rpm). Water protected planetary system. Removable/transparent solid safety screen - made of a bisphenol-A free (BPA) copolyester. Water proof (IP55) and flat touch button control panel with 60 min. timer. Bowl detection device allows the mixer to switch on only when the bowl and the safety screen are properly installed and positioned together. Adjustable feet for stability.

Supplied with 3 tools: spiral hook, paddle and whisk.

Main Features

- Professional beater mixer that provides all the basic mixer functions: kneading of all sort of pastes, mixing of semi-liquid products, emulsions and various sauces.
- Delivered with:
 - Spiral Hook, Paddle, Wire Whisk and Mixing Bowl for 20 Lt
- Waterproof touch button control panel with timer setting and display.
- Mechanical speed variator.
- Maximum capacity (flour, with 60% of hydration) 6 kg, suitable for 50-150 meals per service.
- Raising and lowering of the bowl controlled by lever with an automatic locking of the bowl when in the raised position.
- Bowl detection device allows the mixer to switch on only when the bowl and the solid safety screen are properly installed and positioned together.
- Solid BPA-free safety screen, covering the stainless steel wire one, limits the flour and unsafe dust particles when used in bakery and pastry preparation.
- Removable chute to add ingredients while working included as standard.

Construction

- Body in non-corrosive material.
- Height adjustable feet.
- Compact design for table top installations.
- Sturdy construction with mechanically welded strong metal frame.
- 302 AISI Stainless steel bowl - 20 Lt. capacity.
- Asynchronous motor with high start-up torque.
- 8 speeds, from 35 to 180 prm, to be lever operated while the machine is working, according to the tool and the mixture hardness.
- Planetary movement based on self lubricating gears, eliminating any risk of leaks.
- Water protected planetary system (IP55 electrical controls, IP23 overall machine).
- Power: 750 watts.
- The solid safety screen and the stainless steel wire structure are both removable and dismantled for cleaning and are dishwasher safe.
- Adjustable feet for perfect stability.

Included Accessories

- | | |
|--------------------------|------------|
| • 1 of Bowl 20 Lt | PNC 650121 |
| • 1 of Whisk 20 Lt | PNC 653109 |
| • 1 of Spiral Hook 20 Lt | PNC 653114 |
| • 1 of Paddle 20 Lt | PNC 653116 |

Optional Accessories

- | | | |
|--------------|------------|--------------------------|
| • Bowl 20 Lt | PNC 650121 | <input type="checkbox"/> |
|--------------|------------|--------------------------|

APPROVAL: _____





Planetary Mixers

Planetary Mixer, 20 Lt - Table Model

- 10 Lt reduction kit (bowl, spiral hook, paddle, whisk) for 20 Lt planetary mixers PNC 650122 ☐
- Whisk 20 Lt PNC 653109 ☐
- Spiral Hook 20 Lt PNC 653114 ☐
- Paddle 20 Lt PNC 653116 ☐
- Reinforced whisk 20 Lt (for heavy duty use) PNC 653254 ☐
- Stainless steel table for 20 Lt planetary mixer PNC 653434 ☐



Planetary Mixers
Planetary Mixer, 20 Lt - Table Model

The company reserves the right to make modifications to the products without prior notice. All information correct at time of printing.

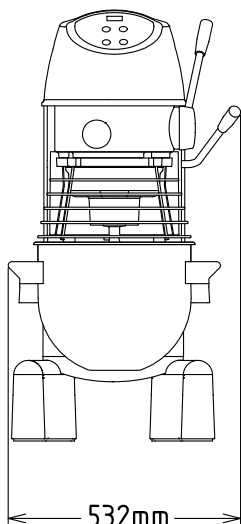
2025.11.28



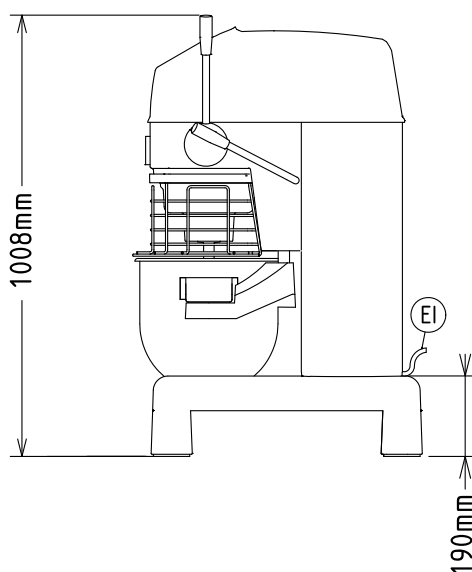
Planetary Mixers

Planetary Mixer, 20 lt - Table Model

Front

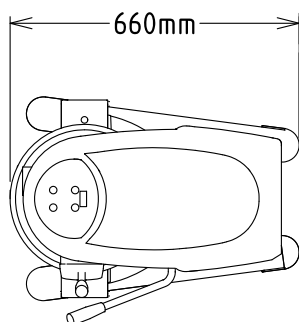


Side



EI = Electrical inlet
(power)

Top



Electric

Supply voltage:

600144 (DXBM20BT)

220-240 V/1N ph/50 Hz

600145 (DXBM20BT3)

200-240/380-415 V/3
ph/50 Hz

Electrical power, max:

0.75 kW

Total Watts:

0.75 kW

Capacity:

Performance (up to):

6 kg/Cycle

Capacity:

20 litres

Key Information:

External dimensions,

Width:

521 mm

External dimensions,

Depth:

685 mm

External dimensions,

Height:

1010 mm

Shipping weight:

93 kg

Net weight (kg):

76

Cold water paste:

6 kg with Spiral hook

Egg whites:

32 with Whisk

Planetary Mixers
Planetary Mixer, 20 lt - Table Model

The company reserves the right to make modifications to the products
without prior notice. All information correct at time of printing.

2025.11.28

